

# Bootlin training course evaluation

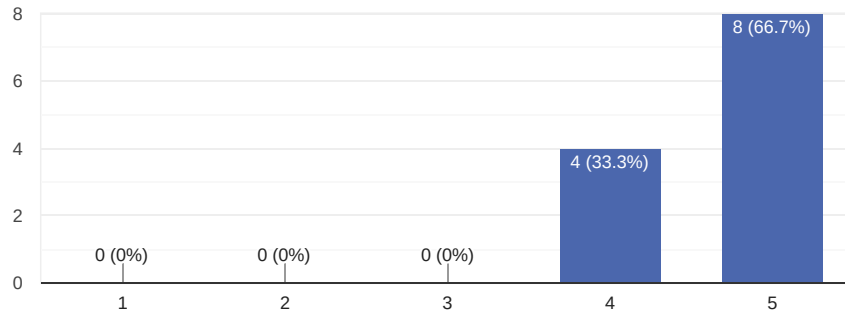
12 responses

[Publish analytics](#)

## How did the course meet your learning objectives?



12 responses



## Comments and suggestions

4 responses

It was fantastic. Super dense.

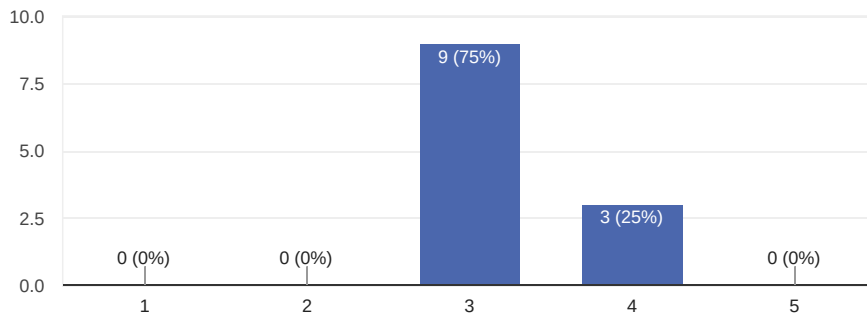
Yes, the objectives matched the agenda very well.

Curriculum was nicely organized, appreciated going through low-level tasks individually initially and moving on to buildroot.

I learned a lot of new things in the class. I'm happy with what I learned.

## How was the duration of the course?

12 responses



## Comments and suggestions

2 responses

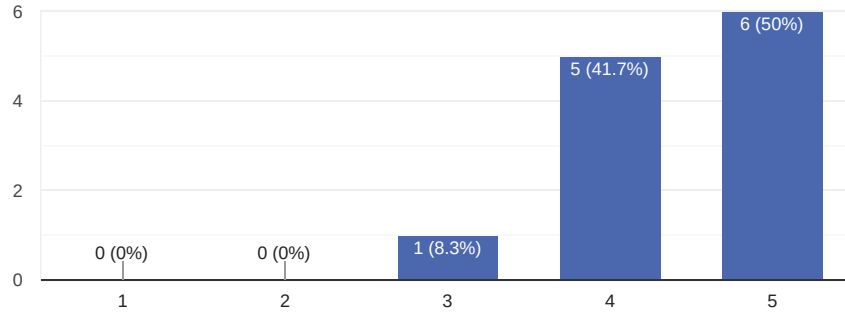
Long days for the density of material, but a good balance between labs and lecture



I couldn't make the last day of the course, but the days we did have were very good. There was a problematic lab that went on longer than expected due to obscure problems, but otherwise the duration of everything was pretty good.

### How useful were the training materials?

12 responses



### Comments and suggestions

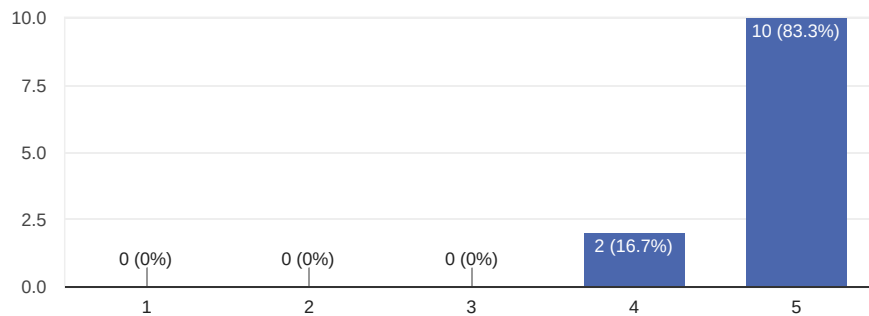
2 responses

The training materials were helpful to refer back to while doing the labs. Especially when information is presented visually, it makes things more clear.

Very well written materials, easy to follow and I expect will be easy to reference in the future.

### How knowledgeable was the instructor?

12 responses



### Comments and suggestions

2 responses

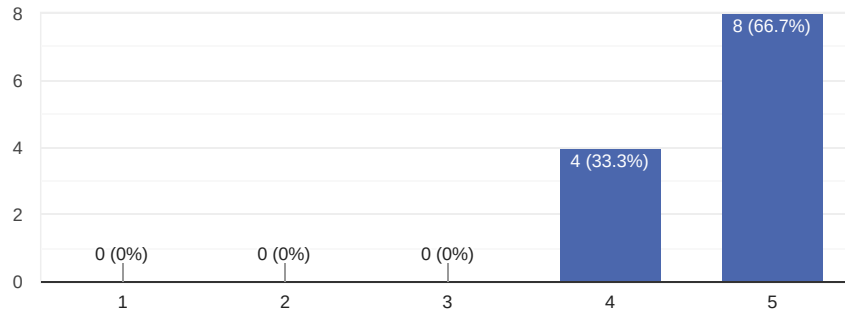
Great instructor

Our instructor seemed very knowledgeable about most topics that came up. I have no complaints.



### How much value did the instructor add to lecture materials?

12 responses



### Suggestions and comments

5 responses

Sometimes it felt like we skipped slides and there was good information on them, but we still filled up all the time, so it seemed ok.

Having an instructor was definitely more useful than if I were to try to learn this stuff by reading on my own. I think the biggest value of having slides is that you can present visual information with them, like information flow charts or memory layouts, while the instructor talks about them. Many times though, the slides just contained the same information that the instructor was saying.

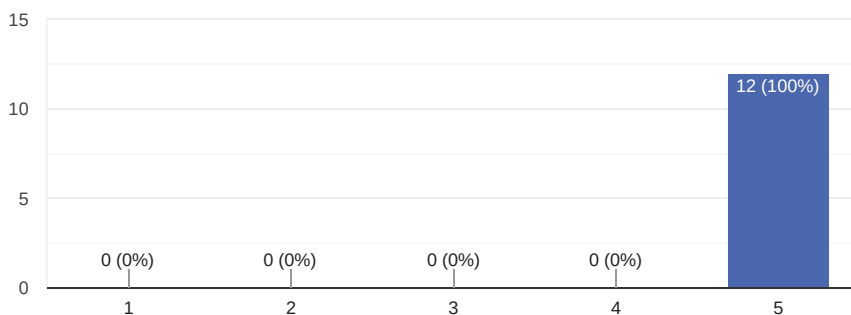
It was difficult having lectures in the afternoon sometimes, as people tend to get tired after lunch. It could be helpful to try to time the lectures to happen in the morning, or have more collaborative or discussion-type lectures to keep people more engaged during those hours after lunchtime.

Miquèl definitely knows his stuff and presented the material very well. One minor point of confusion was his occasional pronunciation of the letter j (e.g. in mentioning 'make -j5') in the French way, which sounds like g to American ears.

Thought the instructor ran the class very well and communication was great. and great

### Was the instructor helpful with practical labs?

12 responses



### Comments and suggestions

6 responses

Great balance of hints and problem solving.



Very knowledgeable.

Highly competent and experienced instructor with genuine interest in helping solve practical lab exercises while reinforcing concepts.

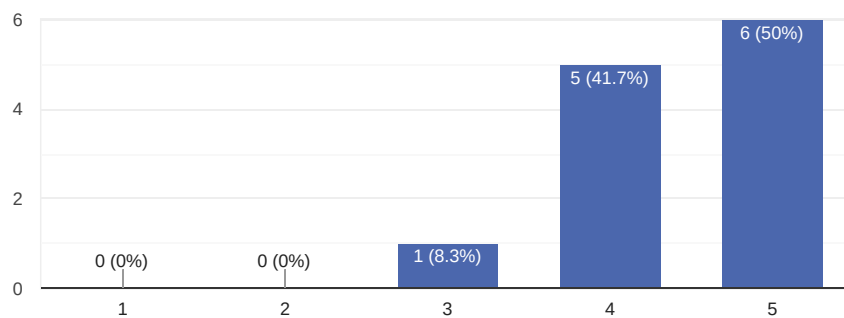
Was invariably helpful when we hit stumbling blocks.

Lab instructions were well written and didn't need too much support, but when help was needed he was very helpful.

Miquel was helpful when we needed help. I had a particularly troublesome issue with one of my labs, and he put in extra work to help debug the problem.

### How useful were the training labs?

12 responses



### Comments and suggestions

5 responses

Really drives home the material

Some of the labs seemed long, but they were all useful. Although I would say that sometimes because the labs were long it was possible for a group to get pretty far behind if they got stuck on an early step (and not be noticed).

They training labs gave us a great opportunity to practice the things we were learning in the lectures, and gain a true understanding of the concepts. I found that I understood things more when I made mistakes in the lab and then had to fix them.

Labs were quite good, and also easy to follow.

Doing the labs and getting hands on experience helped a lot with understanding the concepts. Some of the parts were complicated, but even a quick run through is helpful.

### How difficult were the training labs?

12 responses





### Comments and suggestions

4 responses

Pretty good, hard but for sure not too hard.

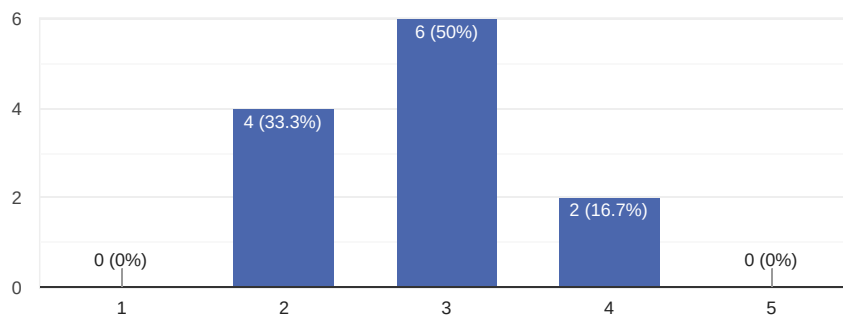
Definitely required some thinking. Not straightforward steps.

Some of the training lab instructions were a little vague. It was nice that they did not just hold our hands and give us the raw commands to execute, in many cases.

Not too easy, not too hard. We had to work through some minor problems, without excessive frustration.

### Was enough time dedicated to practical labs?

12 responses



### Comments and suggestions

3 responses

One comment was that with all the lab exercises and such it started to be difficult to remember where everything was (like the different toolchains and such). Also, since the labs build on each other, it was a little difficult to go back and find the "right" steps to do something that had already come up.


More optional or advanced lab material would be helpful for the groups that finished the labs quicker.

Might be nice to add some annotations reflecting which subtasks were more important to complete and which were more optional depending on available time.

### How well was the course organized (program, registration, schedule...)?

12 responses





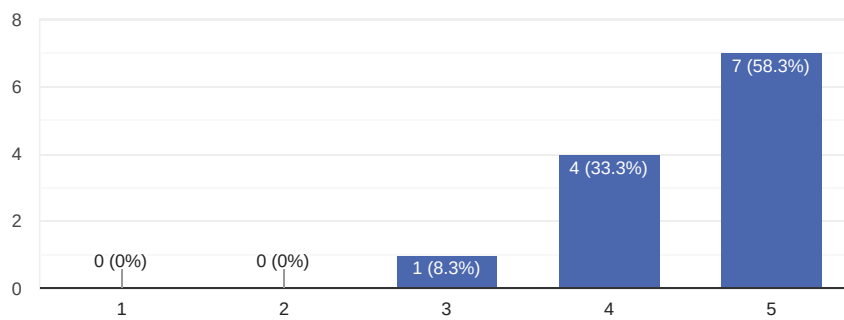
### Comments and suggestions

0 responses

No responses yet for this question.

### How much did you learn?

12 responses



### Comments and suggestions

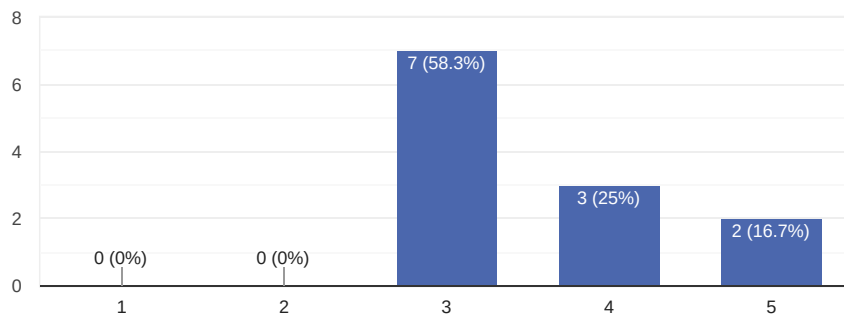
2 responses

I had worked with Buildroot before and this was still very useful.

Sadly I missed the last day, but I was happy with what I learned in the first four days. I'm certainly a lot more knowledgeable about embedded computing than I did before.

### How useful should this course be in your daily job?

12 responses



### Comments and suggestions

5 responses



Great Course!!

It will depend on whether embedded Linux is appropriate for some of our applications, but now we will be much more equipped to decide if it is appropriate and also to implement if it is appropriate.

I probably won't be building embedded systems in my work, but I am a user of them. Understanding how they work, how they were built, and how to debug them, will be very useful to me.

Unclear currently but very helpful for scoping possible projects and greatly simplifying projects that might incorporate the material.

I generally don't work on embedded systems, but I do sometimes debug them, and knowing how they work will certainly be useful.

What part(s) of the course did you like most?

10 responses

The interactions in lab

Practical labs

Labs and buildroot

Flash stuff

UBI and MTD devices was totally new to me and very interesting. I also really enjoyed the steps of building the bootloader, kernel, and application binaries.

Especially appreciated learning about a few debugging tools/techniques that were new to me, e.g. ltrace.

Different ways of booting Linux, Buildroot, RTLinux, MDT

System Build with Buildroot

What part(s) of the course did you like least?

7 responses

not enough time!

It was all pretty good.

no feedback

The part where we did all kinds of stuff by hand that buildroot does easily.

The card reader on our dev board (S/N ending in 290) was a bit flaky, so the filesystems on the SD card would often fail to mount or abruptly unmount at the slightest provocation.

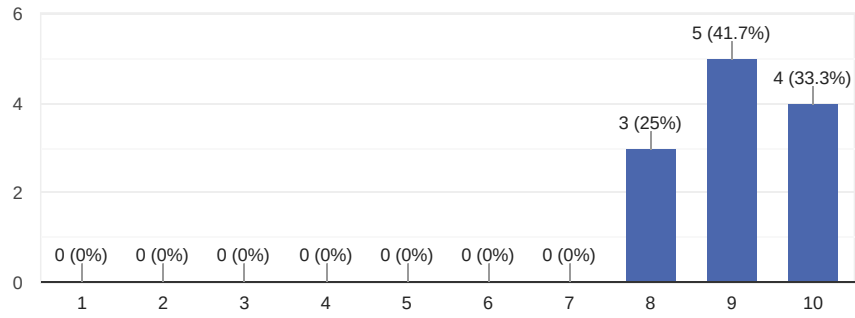
UBI volumes with UBIFS

Parts of labs that required more typing / cutting and pasting than thinking. Though not too bothered by those.



### Overall rating

12 responses



### Comments and suggestions

3 responses

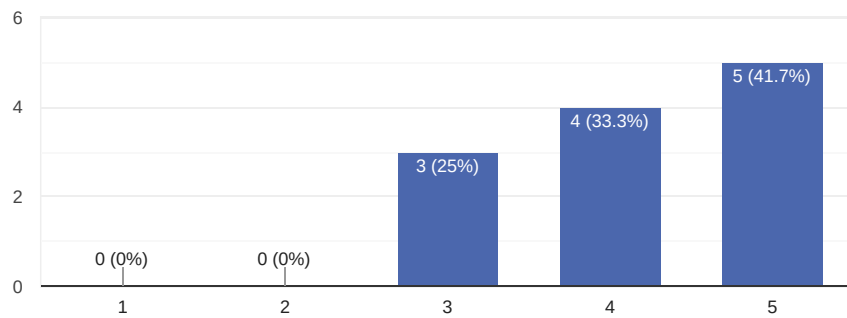
I really enjoyed the class.

The lab manual avoids repetitive instructions and requires at times reference to the lecture slides. This is good to encourage learning as opposed to "copy paste". It may also be helpful to have an "extended" html version of the lab manual with precise instructions that can be referenced for sanity checks and to avoid wasting limited class time on small errors.

The sequence between lectures and practice sessions was excellent.

### Further training needs?

12 responses



### Comments

2 responses

Yes, but got to get back to work now.

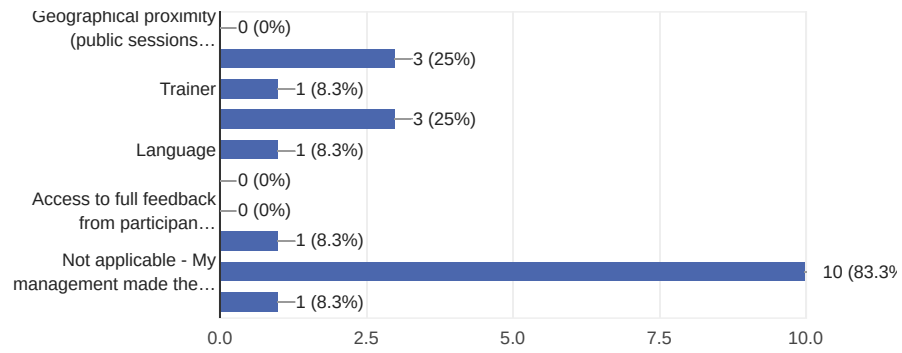
I'm not in a position to schedule any additional courses, but I would be happy to take some, given the opportunity.

### What reasons prompted you to choose Bootlin?

12 responses

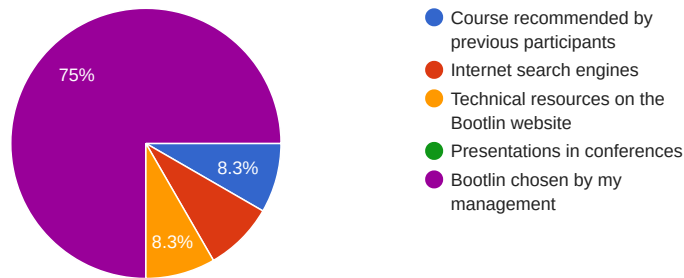






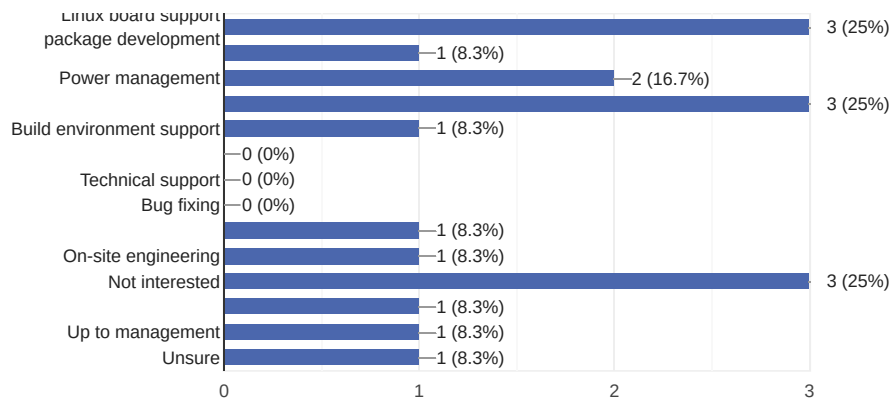
### How did you first learn about Bootlin?

12 responses



### Interested in other types of embedded Linux engineering services?

12 responses



### Comments and expectations

2 responses

Still digesting the class!

Miquèl has been an amazing trainer, I've learnt lot and had fun during the training

This content is neither created nor endorsed by Google. [Report Abuse](#) - [Terms of Service](#) - [Privacy Policy](#)

