

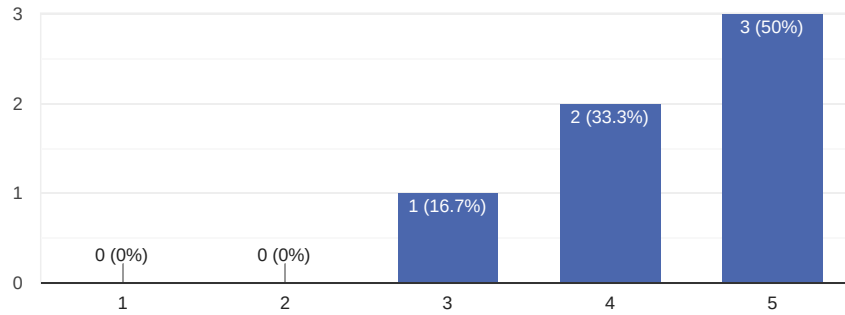
Bootlin training course evaluation

6 responses

[Publish analytics](#)

How did the course meet your learning objectives?

6 responses



Comments and suggestions

3 responses

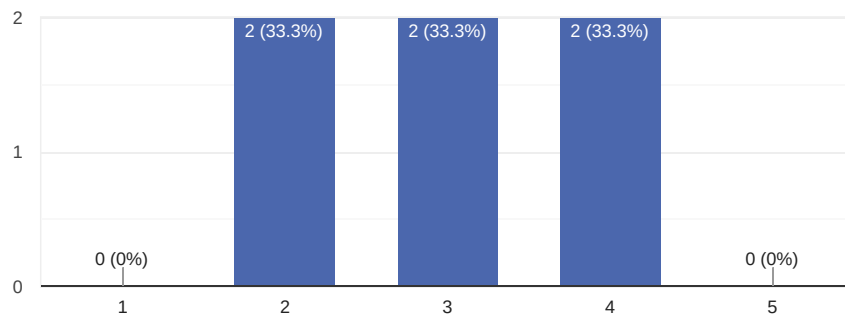
Would have preferred less time spent on the Linux basics and more time actually working on drivers and learning about the kernel systems.

I was expecting more practical labs, kernel debugging for instance.

The learning curve of this course is too steep. The material is hard to grasp fast. I feel that I will have to dedicate a lot more time reviewing the material later on and doing labs independently. I got a general overview of the material, though.

How was the duration of the course?

6 responses



Comments and suggestions

3 responses

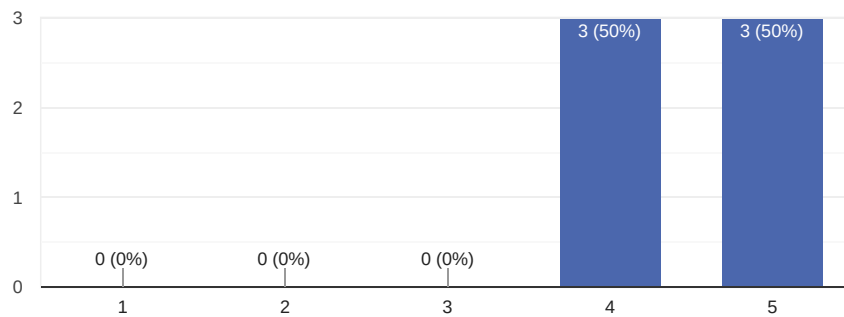
This training needs more time, specially when more advanced topics are being introduced (DMA for instance).

I would say that duration of the course is too short for the given material. It would be much better to have lections distributed across an extended period of a few months with weekly lectures to gradually absorb the material and have enough practice before going forward through the following topics.

Indeed, the duration was slightly longer, but I am not sure if a shorter period would help. Maybe you might consider creating splitting this course into two parts like fundamentals and advanced topics.

How useful were the training materials?

6 responses



Comments and suggestions

3 responses

The labs are a great resource for learning.

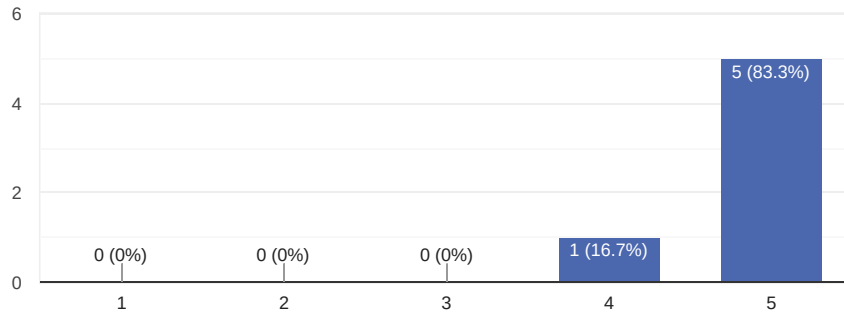
As the lab instructions are missing some details, it caused problems in progressing through them faster.

The materials are excellent. But please consider adding something related to virtualization as well.



How knowledgeable was the instructor?

6 responses



Comments and suggestions

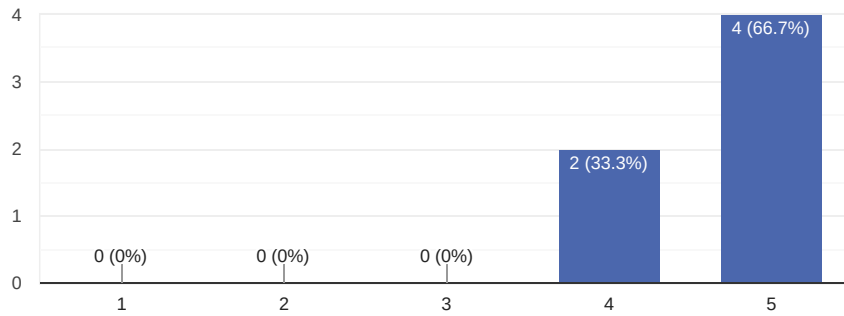
2 responses

I believe he knows a lot on the subject. Needs some vi/vim improvement. :)

The instructor is a very knowledgeable person with practical experience. The only suggestion I would make here to explore some teaching methods to make knowledge transfer more efficient. With some level of exaggeration, I may say that industry professionals and professional teachers have different mindsets. They have something to learn from each other.

How much value did the instructor add to lecture materials?

6 responses



Suggestions and comments

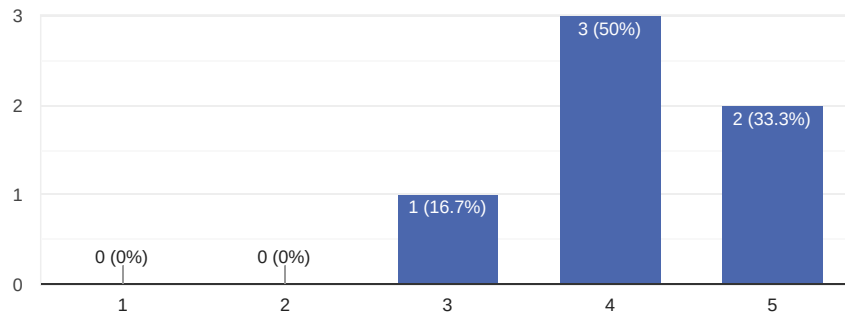
1 response

In my opinion, during the second week, the training turned into reading slides what makes it less beneficial than recorded lectures.



How useful were the practical demos?

6 responses



Comments and suggestions

4 responses

With the online course it was not ideal watching the demos. Doing them later on my own time was valuable though.

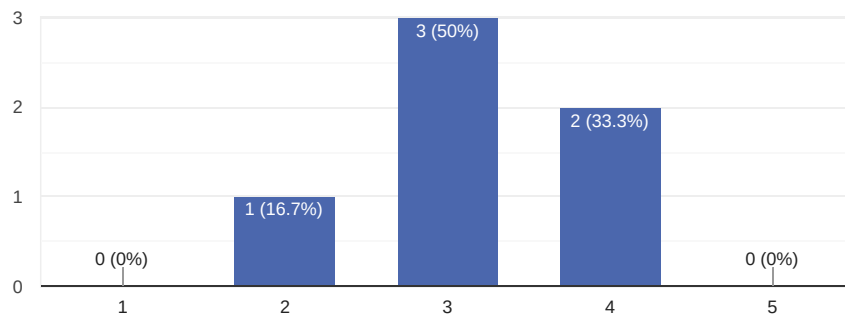
More advanced topics needs some basic/commented examples, so students can study them later.

I see low value in watching somebody else coding. It would be better to have somebody review my work while I am progressing through the course.

Some practical DMA and PM demos should be part of the course.

Was enough time dedicated to practical demos?

6 responses



Comments and suggestions

3 responses

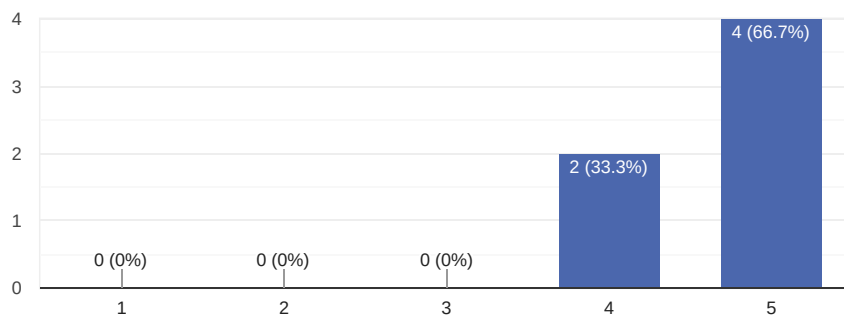
I would like more demos since the slides are quite comprehensive.

I would trade off demos for labs.

Under a remote setup, it wouldn't always be possible to finish the demos on time quickly. Maybe you should speed up carrying over demos under QEMU. I would be more than happy to develop those necessary 'virtual' QEMU drivers with you. :) The practical labs for BeagleBone could remain but would be optionally tried out offline by the participants.

How well was the course organized (program, registration, schedule...)?

6 responses



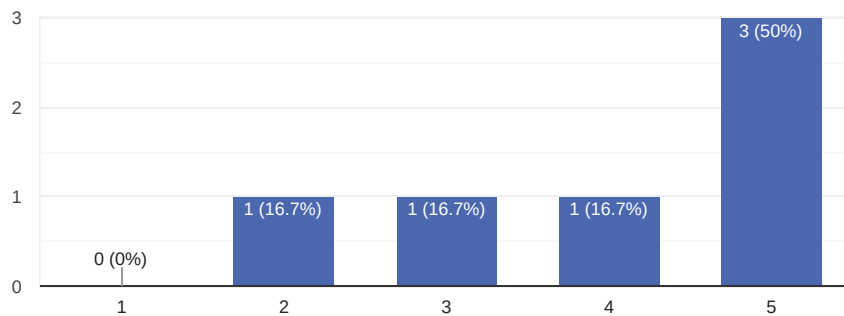
Comments and suggestions

1 response

I liked the fast way of organizing and registering for the course. However, there was a confusing schedule sent from the instruction just before the class. I suggest fixing the flickering issue of the slides in the used video platform. I think that Google Classroom and Google Meet would be more suitable for these needs.

How much did you learn?

6 responses



Comments and suggestions

3 responses

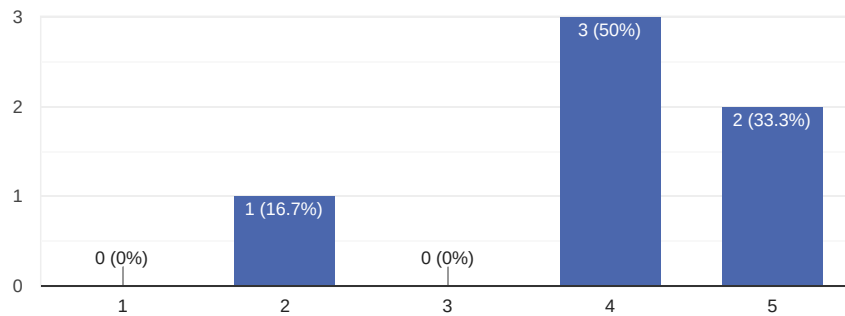
No previous experience actually writing drivers, so it was quite relevant.

So far, I learned how to config the kernel, compile it and load it. Everything else was quite advanced for me. Hopefully, I will be able to catch up on this on my own.

Not everything was new for me, but still, I've obtained a lot of useful information.

How useful should this course be in your daily job?

6 responses



Comments and suggestions

3 responses

device tree configuration, integrating drivers in the kernel so the material is quite relevant.

It helps me understand the concepts of what my team is doing and be more efficient in supporting it.

My current job is mostly at the application level, but it is precious for my future open source contributions and personal projects.

What part(s) of the course did you like most?

6 responses

Detailed dives into different kernel systems.

Device Driver programming and Device tree tweaking

Demos/labs.

Labs

I enjoyed the labs and examples showing how to actually use and write drivers. It was very helpful to see actual implementations of a driver.

Device Trees



What part(s) of the course did you like least?

4 responses

Going over the embedded basics and the kernel licensing. It was material that I already knew and for the licensing there are better writeups available that people who are interested could read on their own time.

Demos

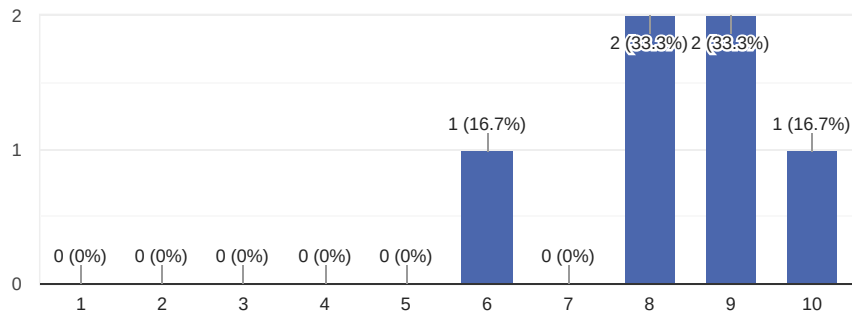
The time spent on things like git that seem out of scope of what we are working on, and could be learned elsewhere.

The first is day is definitely for true beginners. (But I can understand. Without splitting course into two parts it's not possible to avoid that.)

Also, the contents of the last day could be replaced by some 'deep' technical content.

Overall rating

6 responses



Comments and suggestions

3 responses

The instructor needs to focus a bit more. Sometimes he goes on "side quests". Shorter answers when other students ask for obvious things or just presented (student language barrier?).

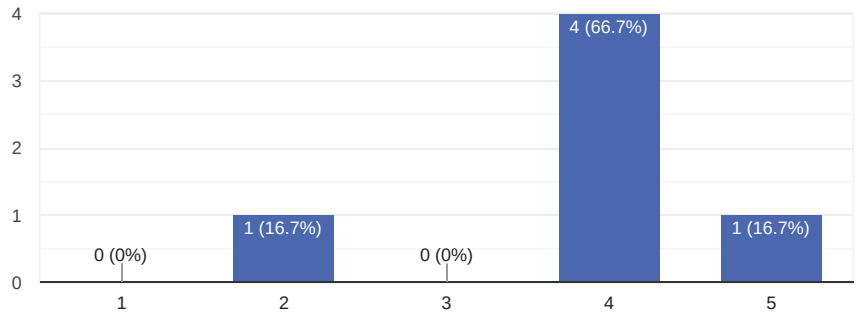
During the course, I realized that it would be more beneficial for me to take a vacation to have enough spare time to practice labs. You may want to give this suggestion to your future students. Otherwise, there is a strong disbalance between theoretical and practical parts of the course. For the same reason, I find MOOCs more efficient for learning. Unfortunately, there are not so many courses covering Linux development yet.

- As stated above, topics like virtualization and maybe real-time scheduling (with Xenomai) fundamentals could be added to the training.
- The flickering screen issue is unhealthy for participants and becomes distracting after some time. This issue needs to be solved as quickly as possible, I think.
- The slides with white background could become tiring after long hours. Please consider making a little darker version (maybe with a nice gray background) of your slides.
- The video recording of the training should be shared with the participants. Due to our



Further training needs?

6 responses



Comments

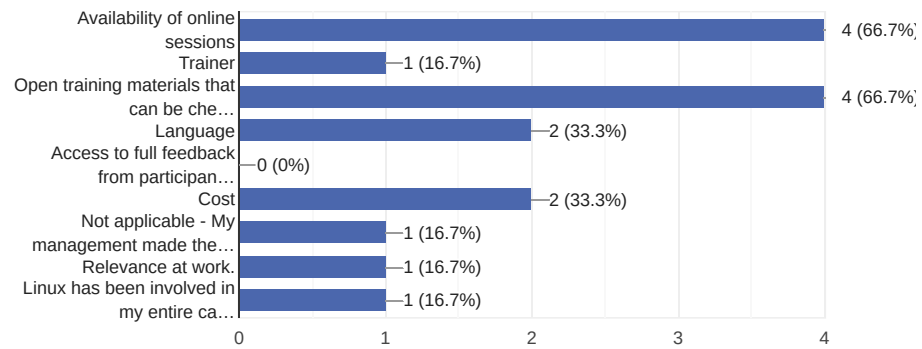
2 responses

Deeper dives into particular driver subsystems such as PCIe and USB.

Linux, embedded, drivers, Yocto, security.

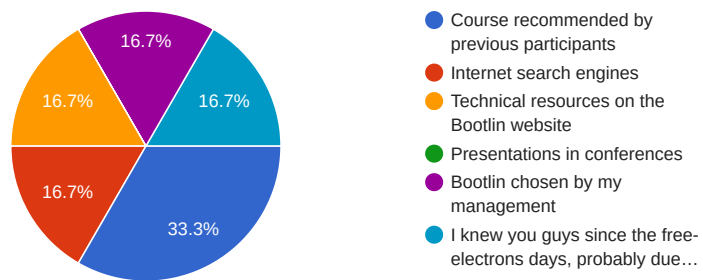
What reasons prompted you to choose Bootlin?

6 responses



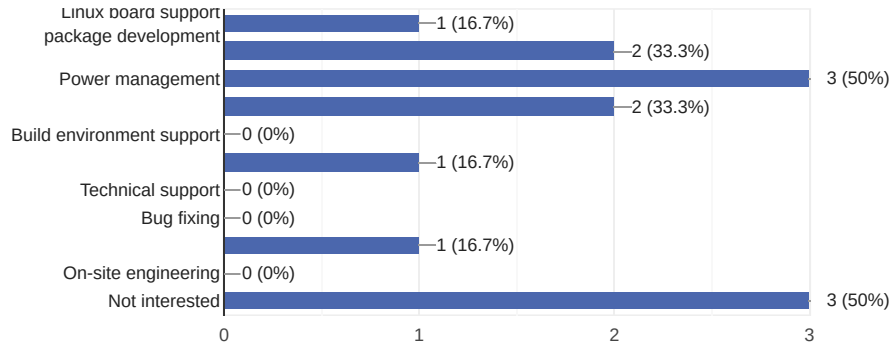
How did you first learn about Bootlin?

6 responses



Interested in other types of embedded Linux engineering services?

6 responses



Comments and expectations

3 responses

Overall it was really good

N/A

I am not sure the management would be interested (because they could be old minded sometimes), but I'll definitely share Bootlin's name with the management as a noteworthy consulting company.

This content is neither created nor endorsed by Google. [Report Abuse](#) - [Terms of Service](#) - [Privacy Policy](#).

Google Forms

