

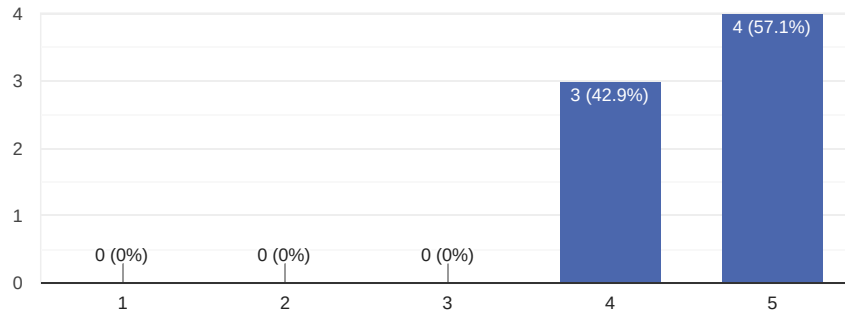
Bootlin training course evaluation

7 responses

[Publish analytics](#)

How did the course meet your learning objectives?

7 responses



Comments and suggestions

3 responses

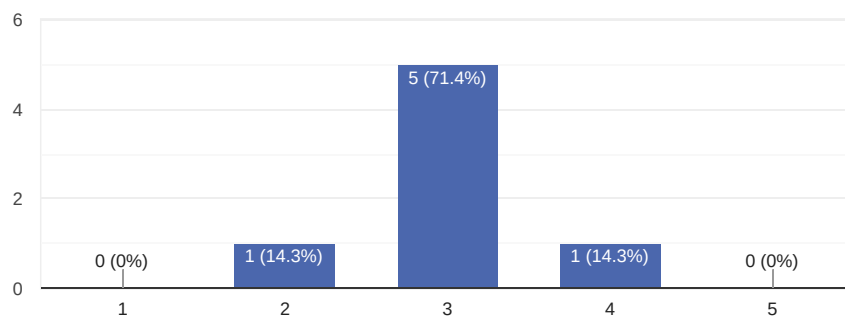
As firmware developer it was a huge learning curve, but very interesting!!

Add some buildroot exercises to the labs for partitioning the sd card / NAND directly by the buildroot system - then it's a 5 star rating.

Incredible class. It gave me the knowledge to be confident in working with embedded Linux.

How was the duration of the course?

7 responses



Comments and suggestions

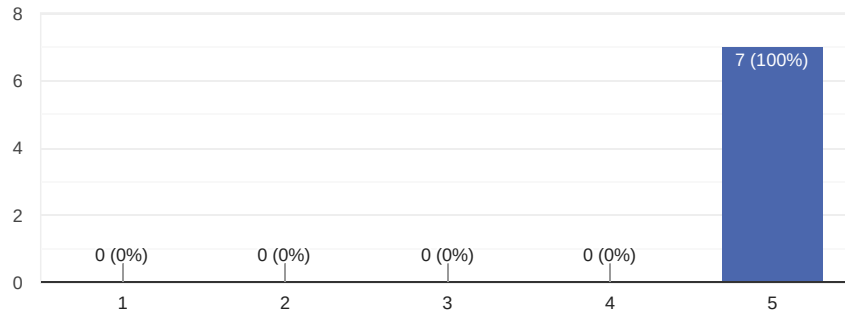
1 response

cost me more time than a sw-developer



How useful were the training materials?

7 responses



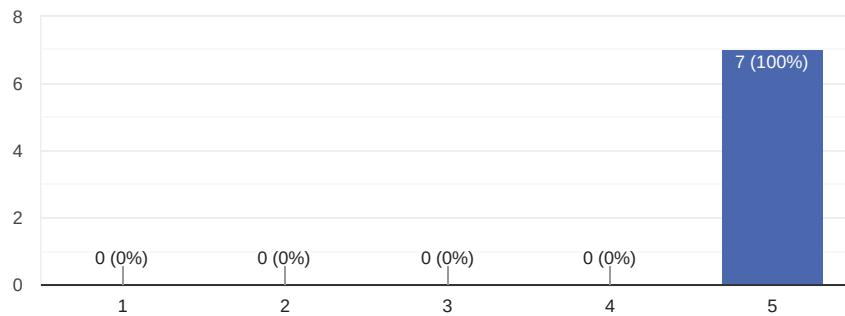
Comments and suggestions

1 response

The training materials were fantastic. I am confident we covered everything that was on the agenda.

How knowledgeable was the instructor?

7 responses



Comments and suggestions

2 responses

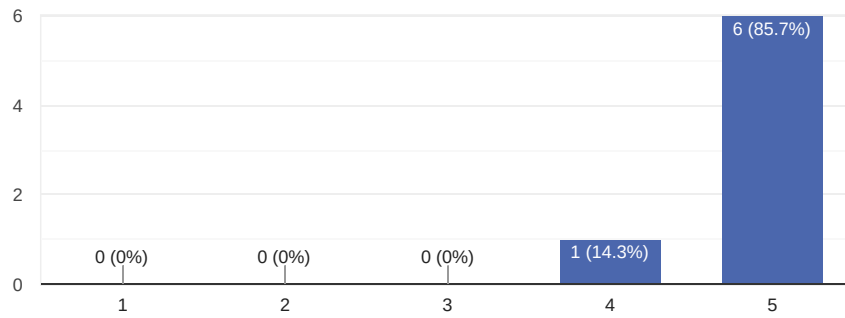
Very knowledgeable, and good explanations!

Clearly he knew what he was doing. I liked seeing him make minor errors and reading through the errors with him to find what step we missed.



How much value did the instructor add to lecture materials?

7 responses



Suggestions and comments

3 responses

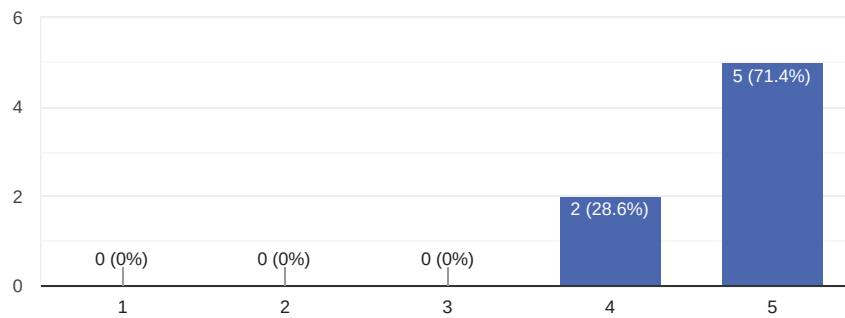
Without him I would not be able to finish the Labs properly

Sometimes a little bit too much reading from the slides, but added still a lot of value.

We frequently went off topic and discussed things students had questions about or things the instructor thought we might enjoy.

How useful were the practical demos?

7 responses



Comments and suggestions

2 responses

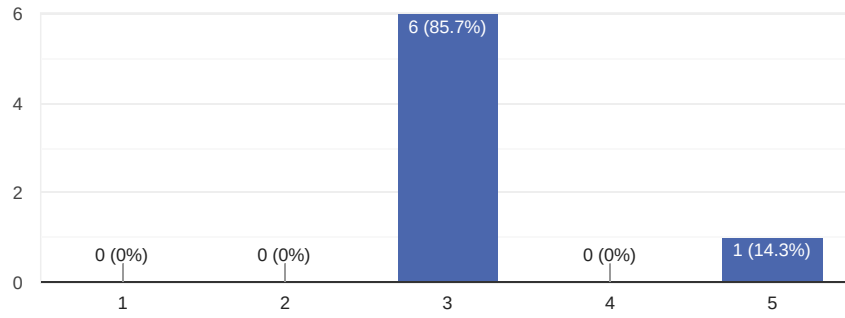
More Labs! :-)

There is no substitute for hands on work



Was enough time dedicated to practical demos?

7 responses



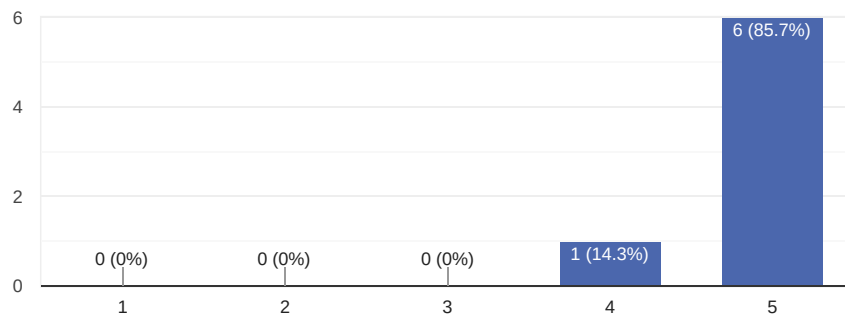
Comments and suggestions

1 response

Due to Covid we only watched in the lectures and did demos in our spare time.

How well was the course organized (program, registration, schedule...)?

7 responses



Comments and suggestions

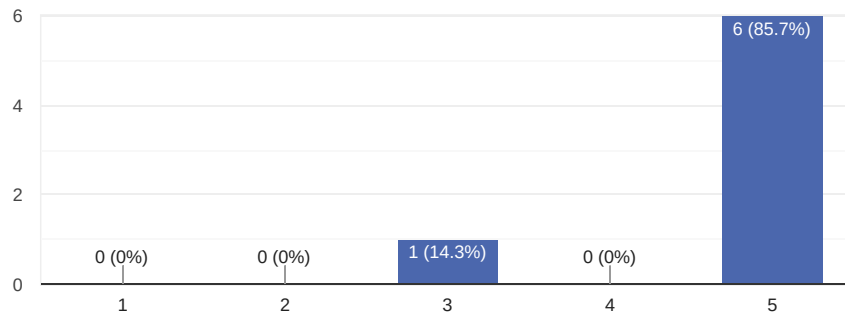
0 responses

No responses yet for this question.



How much did you learn?

7 responses



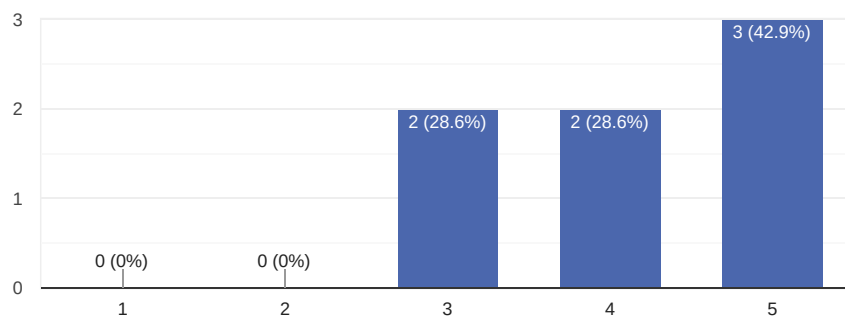
Comments and suggestions

0 responses

No responses yet for this question.

How useful should this course be in your daily job?

7 responses



Comments and suggestions

3 responses

Don't have a job right now:-)

The course will accelerate my daily work!

It would be nice if there was a recorded option so it could be watched at any pace/time. I frequently got distracted by work duties and wasn't able to listen to the lecture.



What part(s) of the course did you like most?

7 responses

Cross compilation, boot loaders, kernel compilation and root filesystems were extremely useful.

It was thrilling all over. Super job Michael!!!

To get the theory/info into the Practical Labs, and really see how it works!

U-Boot and Debugging

Kernel (cross) compiling and booting

RealTime parts

It was clear the instructor still enjoyed messing around with Linux. We exchanged silly program recommendations like sl and cowsay.

What part(s) of the course did you like least?

7 responses

I did not have a need for NAND flash or realtime training. I also wish that the labs relating to root filesystems would start "the hard way" without NFS, then add NFS later since it complicates the initial build and distracts from the main topic, even if it is more aligned with real world conditions.

na

None

The part about filesystems was a little bit long but also very helpful. But maybe a little less would be enough, too.

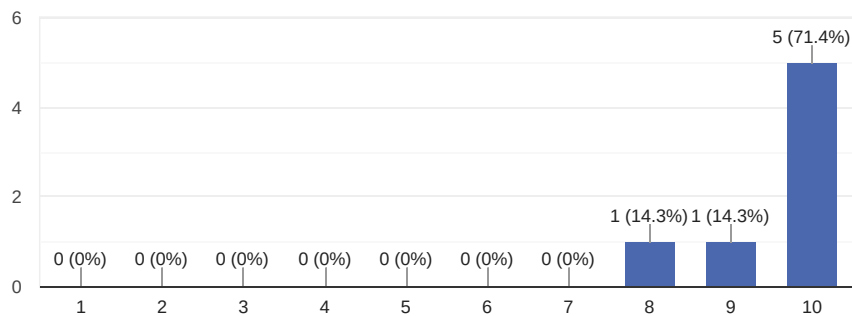
Linux and real-time

IDE

It was very early for the US time zones.

Overall rating

7 responses



Comments and suggestions

3 responses

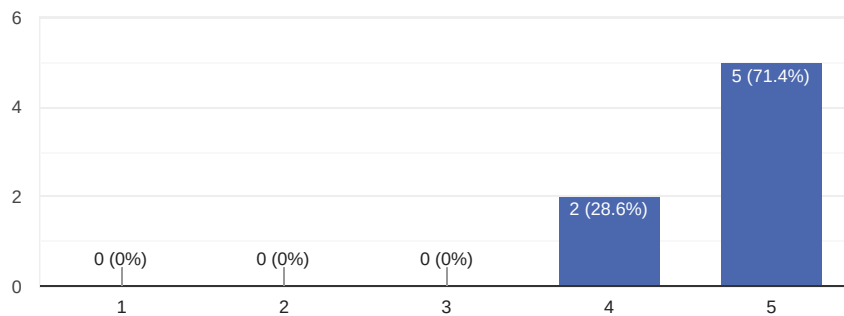
Great class. I know more about Linux now than I did prior to the course and am more confident in my ability to handle embedded Linux problems.

Pls add more details regarding pinctrl subsystem /dts. A device like Xilinx ZYNQ would be interesting, May be for the kernel driver course with some VHDL and a driver for it:-)

Congratulations to Michael Opdenacker for the awesome course !

Further training needs?

7 responses



Comments

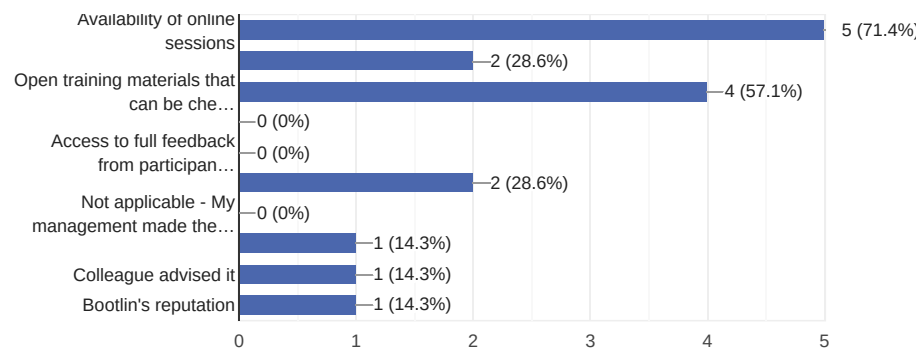
2 responses

See above -> ZYNQ

Buildrootsystem, Debugging

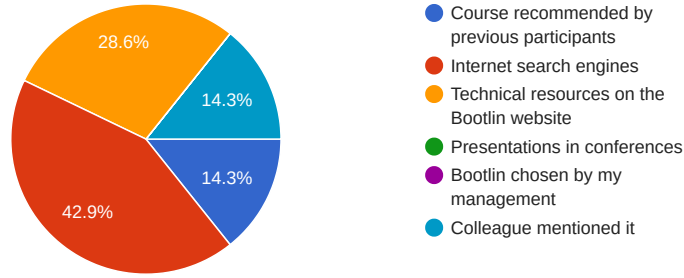
What reasons prompted you to choose Bootlin?

7 responses



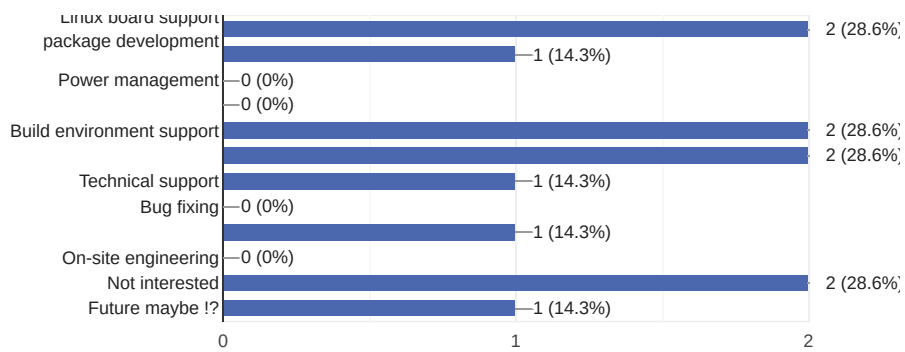
How did you first learn about Bootlin?

7 responses



Interested in other types of embedded Linux engineering services?

7 responses



Comments and expectations

3 responses

I would like to take the Buildroot course eventually.

Advice for finding a job in the embedded linux area.

I will contact you soon for services of something. Let's me see.

This content is neither created nor endorsed by Google. [Report Abuse](#) - [Terms of Service](#) - [Privacy Policy](#).

Google Forms

