

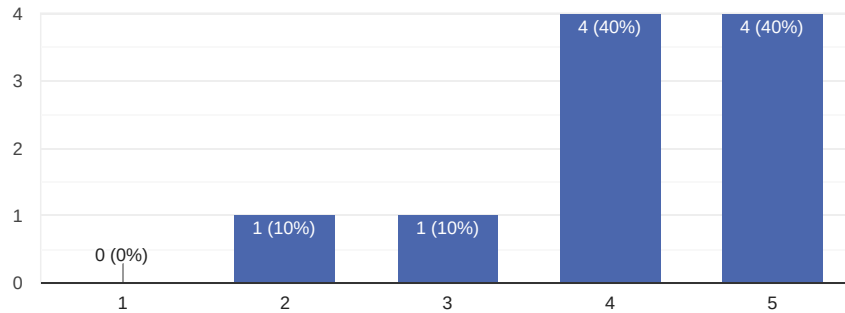
# Bootlin training course evaluation

10 responses

[Publish analytics](#)

## How did the course meet your learning objectives?

10 responses



## Comments and suggestions

4 responses

The materials should be a little more graphical and conceptual and less text-based. I know that a lot revolves around definitions, compiler switches and folder structures but being completely out of context it is difficult even to understand what we are speaking about.

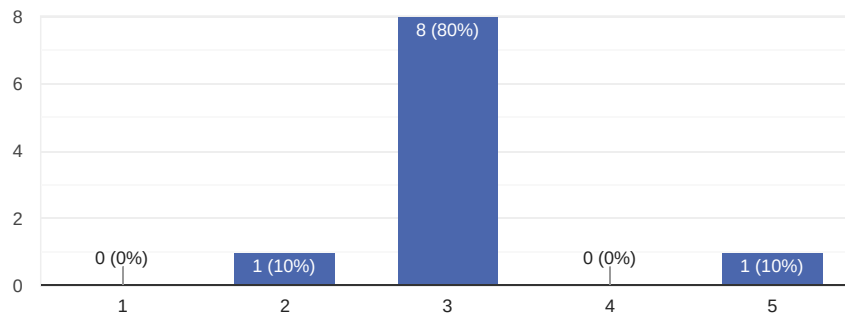
None

Not enough hands on training, too much interferences in the course

I was expecting a bit more technical depth on the technical side of writing drivers than let's say kernel configuration.

## How was the duration of the course?

10 responses



### Comments and suggestions

3 responses

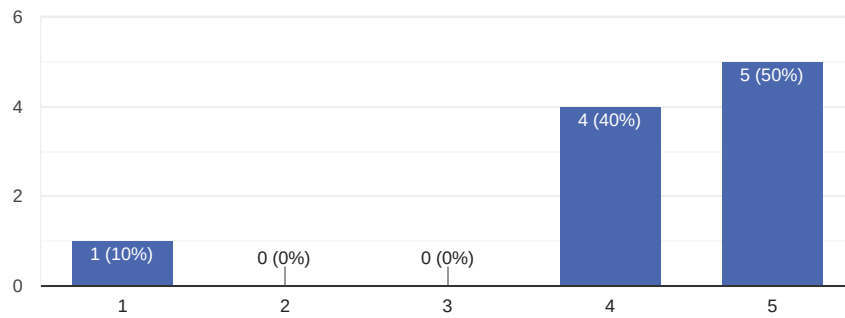
I think the duration of the course is very adequate

None

I would prefer a bit more time to guarantee covering all topics listed on the original course page (they ended up being "extra, if time" type of topics).

### How useful were the training materials?

10 responses



### Comments and suggestions

4 responses

The slides are very content-rich and the labs relevant. I miss more updated side bibliography (most is like 10-15 years old!) and some more conceptual information and less blocks of text

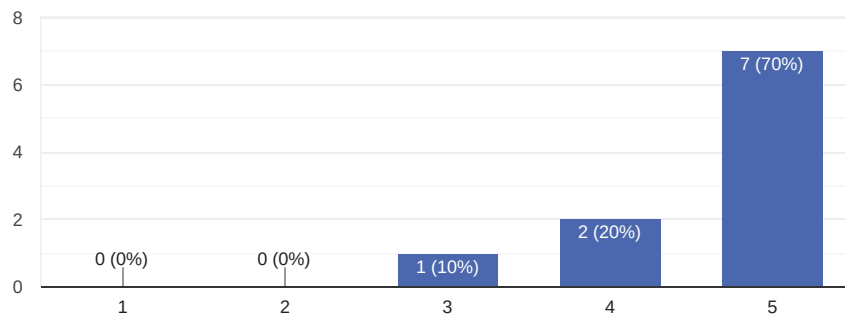
None

Need more hands on experience

Very nice organization to otherwise hard to find information on the kernel systems.

### How knowledgeable was the instructor?

10 responses



### Comments and suggestions

3 responses

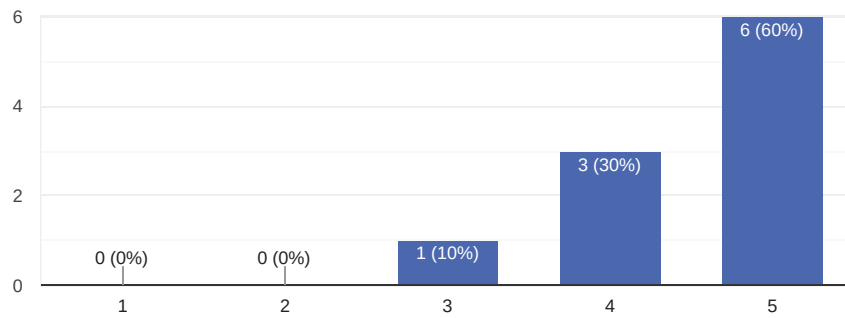
He is very knowledgeable, no doubts. I miss some pedagogical capabilities but it was not too dramatic

None

While writing the code of the labs, it seems that the instructor had many errors and had to fix them, this cause breaking the flow of the lab

### How much value did the instructor add to lecture materials?

10 responses



### Suggestions and comments

3 responses

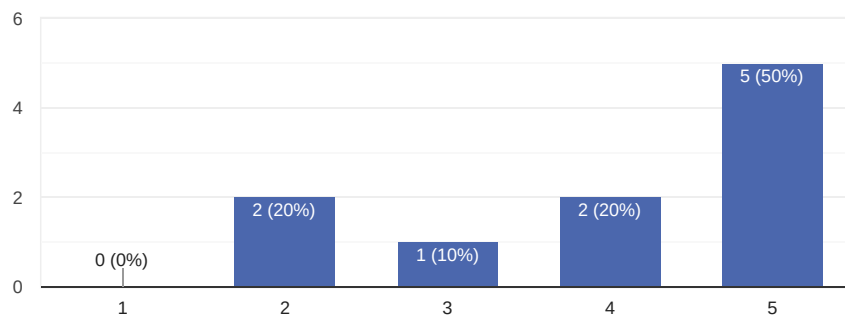
It was good but sometimes difficult to follow, as it was very monothonic and after an hour the attention capabilities dropped significantly

None

Miquel was very knowledgable on materials, but was also good about researching and responding to questions later if he did not know the answer immediately.

### How useful were the practical demos?

10 responses



### Comments and suggestions

4 responses

They are great examples. I really appreciate them

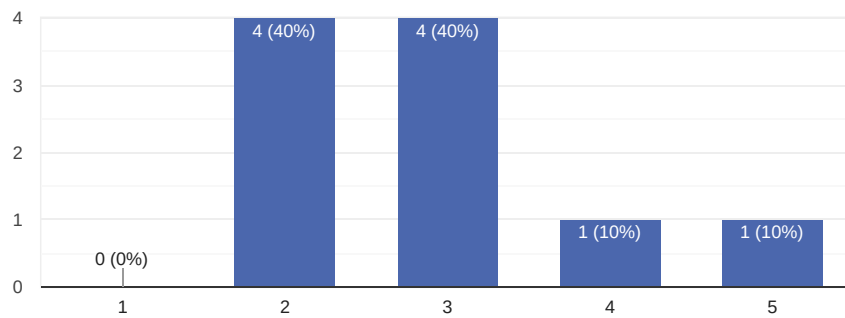
None

I'm sure it's difficult to come up with an example, but the locking lab would be nice to somehow see a failure with no locking, then how the locking prevents the failure.

Just watching the demos was not very helping

### Was enough time dedicated to practical demos?

10 responses



### Comments and suggestions

5 responses

Maybe a little too much seeing how somebody types stuff and takes it to a running state. Still, one learns a lot from that too

None

I would prefer more time for the demos (and a bit shorter for the lectures)

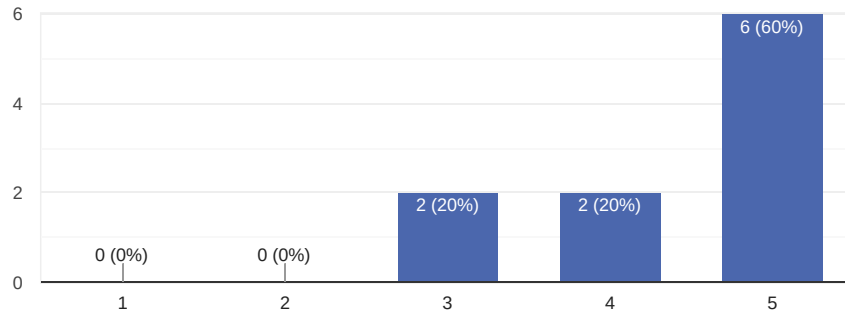
Only due to virtual format and no in-class time, so not unexpected. I doubt everyone doing the labs on video would be better, so just an accepted part of a virtual format.

I wish I had time to do things myself during labs, but it's definitely complicated with a remote formation, so I'll try to reproduce things this week



### How well was the course organized (program, registration, schedule...)?

10 responses



### Comments and suggestions

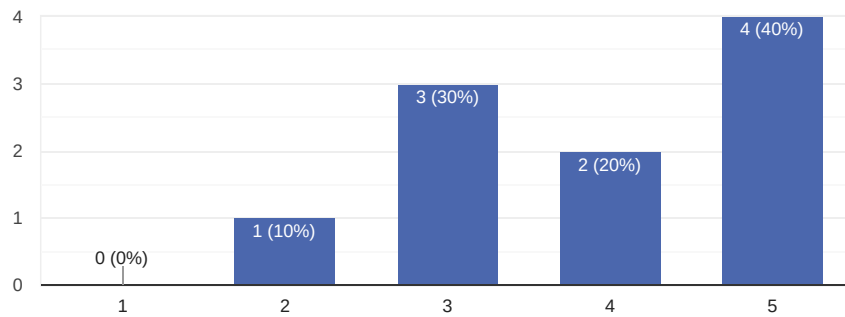
2 responses

It was good but some explicit information on the stuff one has to buy to follow the labs would be appreciated (Boneblack board, nunchuk, USB2Serial, nunchuk adapter...)

None

### How much did you learn?

10 responses



### Comments and suggestions

5 responses

I had no idea and now I have a good overview

None

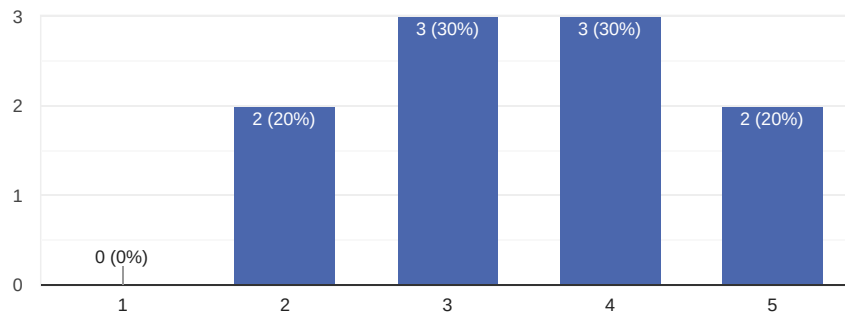
Could learn more, and remember more if there weren't so much interferences in the course from the other participations

Organized and connected many different pieces of the kernel API and subsystems that I have already worked on, but didn't necessarily understand "the big picture" of all of it. Really helped clarify the difference between the hardware portion of drivers vs the frameworks used to access the drivers from userspace.

I think the course was a little too hard for me to perfectly learn every concept reviewed.

### How useful should this course be in your daily job?

10 responses



### Comments and suggestions

4 responses

I will have to do lots of low level stuff, as I am main responsible of the CM4 co-processor in a STM32MP1 SoC

None

It has already come in handy for the bring-up of a new (ZynqMP-based) project my team is working on.

Not yet working on embedded Linux, but I hope to have more opportunities in the future.



### What part(s) of the course did you like most?

6 responses

The first half. Nunchuk and UART driver were really well presented, with the theoretical background

Labs

The whole component on device drivers was extremely informative and the most applicable in my day to day embedded linux work

device model

Discussions

Memory management, Linux development process

### What part(s) of the course did you like least?

5 responses

Debugging and the last part was a little rushy

one of the members was asking too many specific questions related to something he is explaining. the instructor was too nice and polite answering all his questions without letting him know he needs to ask it later.

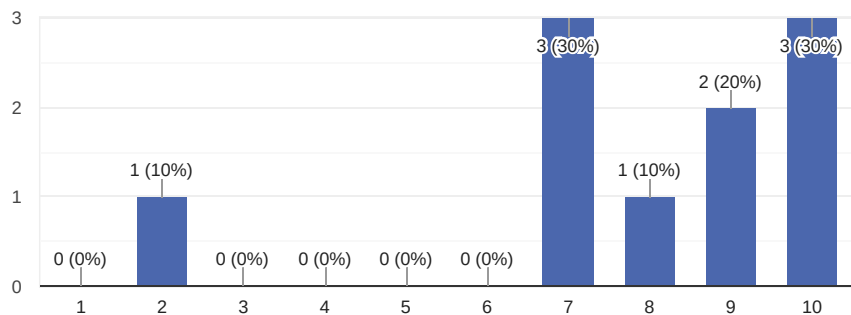
Most of the training related to the legacy way of doing things in the kernel

I/O memory

Maybe the part where we read code together

### Overall rating

10 responses



### Comments and suggestions

5 responses

None

I would have been happy to have a beaglebone at my home but it's my bad.

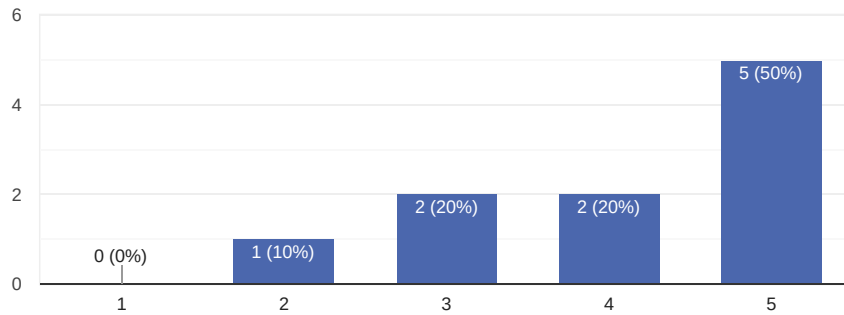
I thought the pinctrl section needed a little more time. The topic can be a little confusing but the requirement to complete the lab was quite simple so some of the gaps were not covered in the lab.

I would prefer more quizzes (every two sessions may be)

Great to have access to other resources, since I'm using STM32MP157 board and some other course support will help me for this session as well

### Further training needs?

10 responses



### Comments

6 responses

Yocto and possibly real-time

no

Maybe the one to reduce boot time

yocto

yocto, buildroot

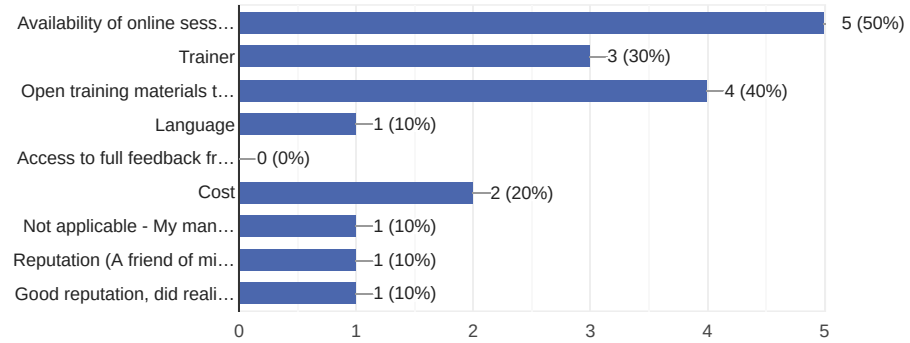
Already registered for next Yocto formation





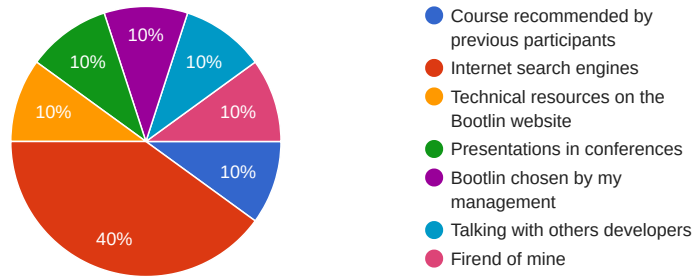
### What reasons prompted you to choose Bootlin?

10 responses



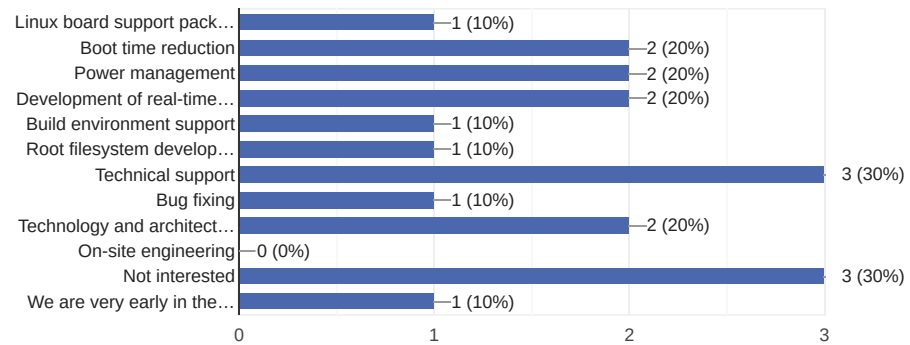
### How did you first learn about Bootlin?

10 responses



### Interested in other types of embedded Linux engineering services?

10 responses



### Comments and expectations

4 responses

None

You guys rock at Bootlin! Thanks!

Some hotline for Linux related questions !

Miquel was a great instructor :)



