

# Bootlin training course evaluation

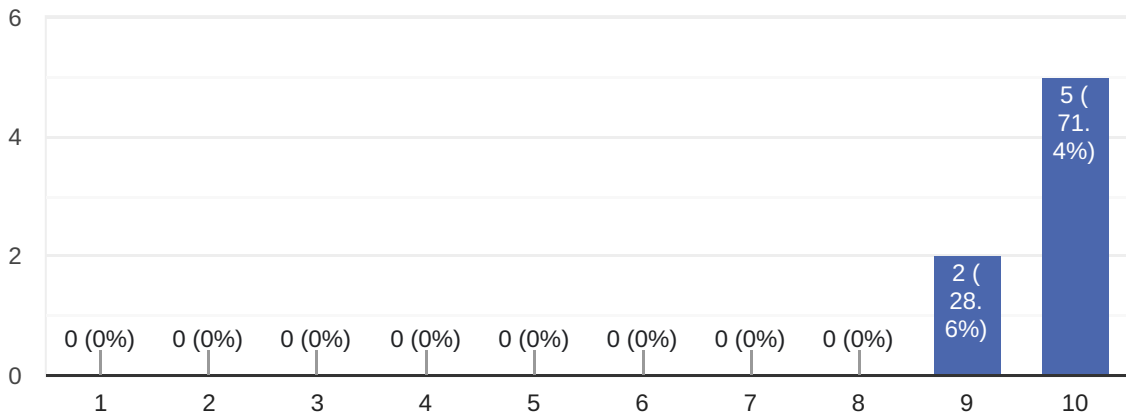
7 responses

[Publish analytics](#)

## Overall rating of the course

 Copy

7 responses



## Comments and suggestions

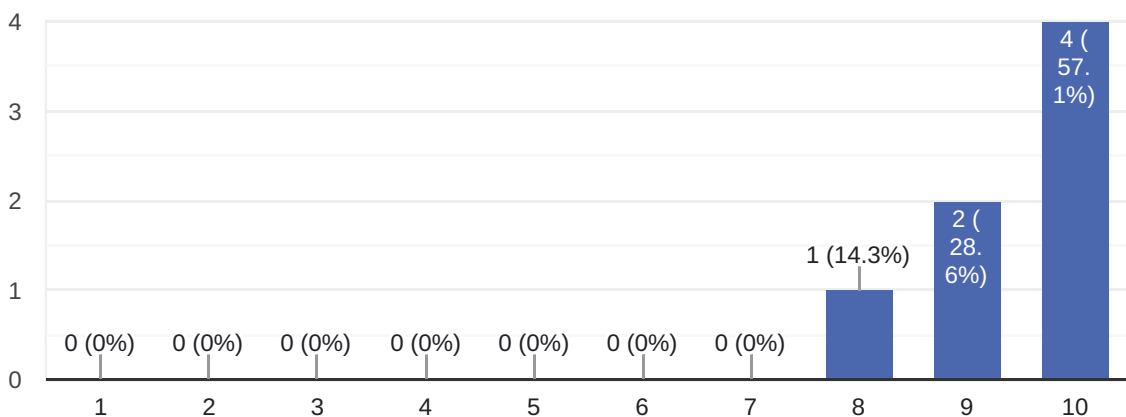
1 response

Pretty much answered all the questions that I had

## How useful were the lectures?

 Copy

7 responses



## Comments and suggestions

1 response

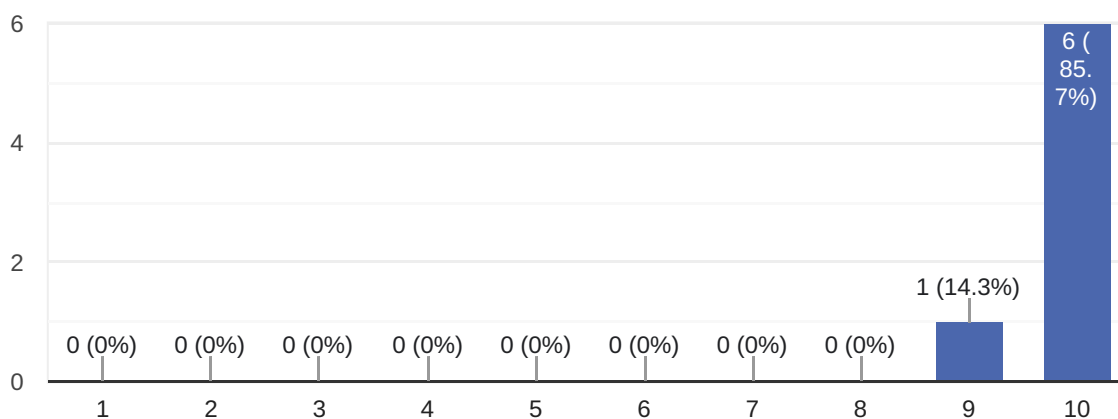
Enough information was provided to understand the demo's given during the practical labs



### How useful were the practical demos?



7 responses



### Comments and suggestions

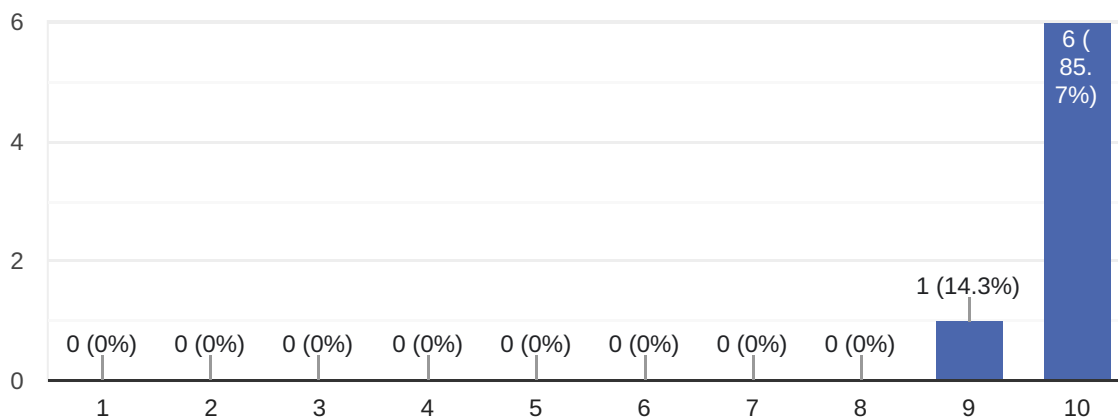
1 response

When starting the part about the performance tools, maybe first do the buildroot config of the labs and let it compile and then go over them in the slides, to save some time.

### How would you rate the overall organization of the course?



7 responses



### Comments and suggestions

2 responses

A training like this works perfectly remote!

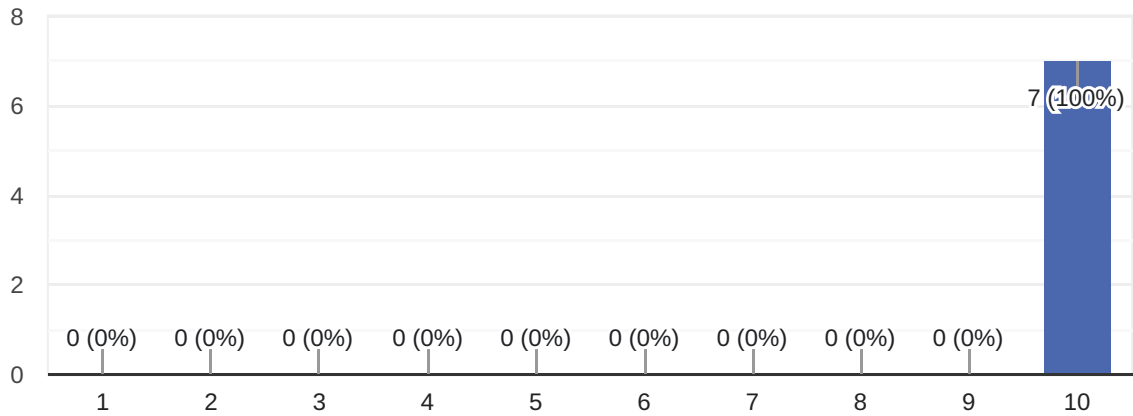
Very instructive.



### How would you rate the trainer?



7 responses



### Comments and suggestions

3 responses

Very concise, precise and clear when answer complicated questions. Prepares additional demo's before the next session when asked.

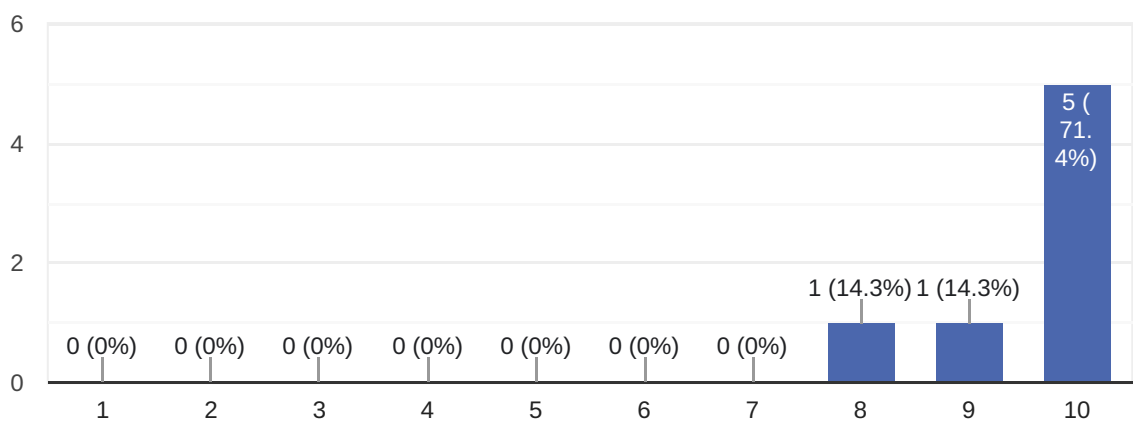
Maxime Chevallier is a great trainer

Very good and nice trainer.

### How did the course meet your learning objectives?



7 responses



### Comments and suggestions

1 response

I would have loved dig deeper into tools and utilities and have a presentation of tools such as Lttnng for example.



### What part(s) of the course did you like most?

5 responses

Explanations on how to use the various tracing and benchmarking tools

the practical demo's of the tools to optimize, isolate, measure... on real hardware

Practical lab with profiling tools and examples on interrupt affinity / priority settings

All practical parts, especially the 2nd and the 3rd

Presentation of tools to test & debug

### What part(s) of the course did you like least?

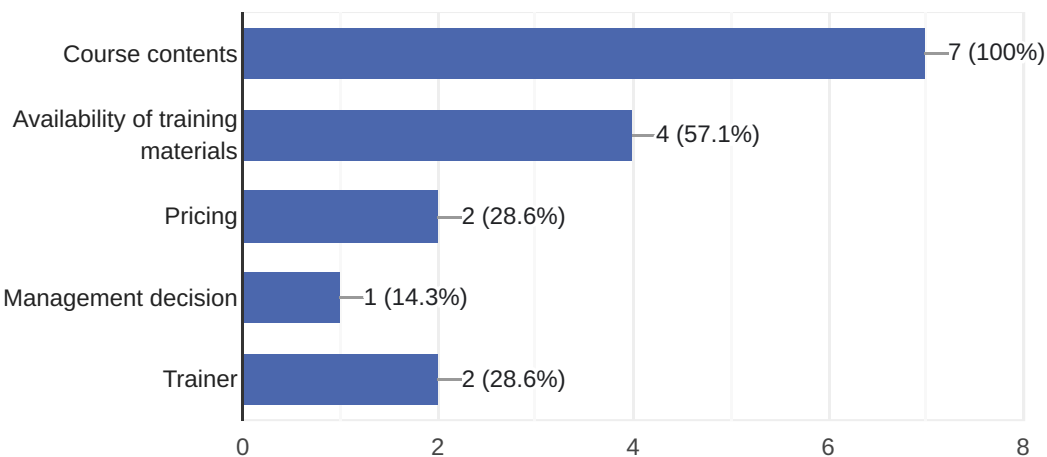
2 responses

None

### What reasons prompted you to choose a Bootlin course?



7 responses




### Comments

2 responses

Thanks a lot for this great course!

In my opinion it is great to have a bigger time lapse (about 24h) between course days. In the middle of the week sometimes it is not easy to find a free evening to do practical labs by our self. Do practical labs by our self is necessary for me for better understanding learning material.



### Further training needs?

4 responses

Security for embedded Linux (secure boot, TF-A, OP-TEE...)

Linux secure boot, optimizing Linux for low power consumption and your course about optimizing Linux boot time.

Security in Linux systems, and multimedia (audio and graphics)

Namespaces, cgroups, Linux containers, security

This content is neither created nor endorsed by Google. [Report Abuse](#) - [Terms of Service](#) - [Privacy Policy](#).

## Google Forms

