Training evaluation report

Training session: Embedded Linux Training
Training dates: June 23-27, 2008 (5 days)

Number of participants: 5
Returned feedback forms: 5/5

Thank you for having participated to a Free Electrons training session!
Here is a wrap-up of evaluations from participants.

Learning objectives

1. How well did the course meet your learning objectives?

Rating	Answers	Description
1	0	Not met
2	0	
3	1	
4	3	
5	1	Fully met

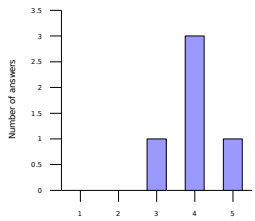

5 - Fully met. I would love to see some real examples, especially interrupt handlers.
3 - A gap between by skills and objectives. Nevertheless, good knowledge increasing.
4 - A bit more of IRQ handling would be nice.
4-5 (No comment)

2. How was the duration of the course?

Rating	Answers	Description
1	1	Too short. Couldn't learn enough in such a short time.
2	3	A little too short
3	1	Just fine
4	0	A little too long
5	0	Definitely too long. The concepts could be learned in much less time.

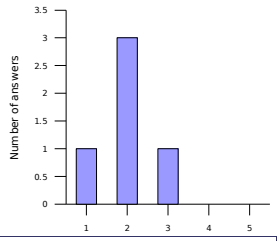

1 - So much to learn. Would have loved to see more about BSP development.
(Note from Free Electrons: we didn't have time to cover that part of the agenda)
2 - Some topics were handled too quickly.

Lecture materials

3. How helpful were the lecture materials?

Rating	Answers	Description
1	0	Not helpful. Made things more difficult to learn and understand.
2	0	
3	0	
4	1	
5	4	Really made things easier to understand and learn.

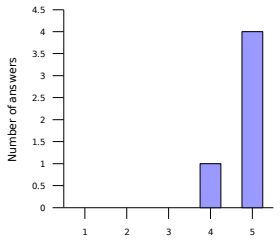

4. Will you recommend these materials to others?

Rating	Answers	Description
1	0	No. Not helpful without following the sessions.
2	0	
3	0	
4	0	
5	5	Definitely

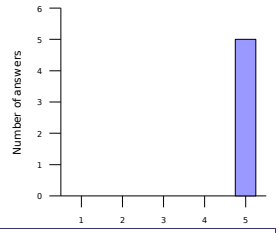

5. If you have Linux project opportunities, will you use these materials again?

Rating	Answers	Description
1	0	No. I will look for other sources of information.
2	0	
3	1	
4	1	
5	3	Definitely

5 - Training gives a good and complete approach of embedded Linux aspects.

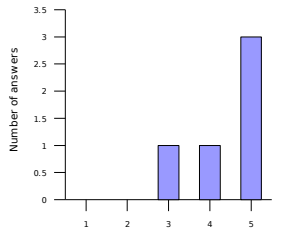

Instructor added value

6. How knowledgeable was the instructor?

Rating	Answers	Description
1	0	Not enough for my own technical experience.
2	0	
3	0	
4	1	
5	4	More than enough for my own experience.

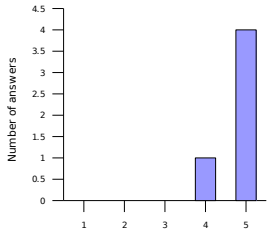

7. Did instructor oral explanations add value to the lecture materials?

Rating	Answers	Description
1	0	No added value to reading the materials.
2	0	
3	1	
4	1	
5	3	Yes. The instructor really made very useful oral explanations.

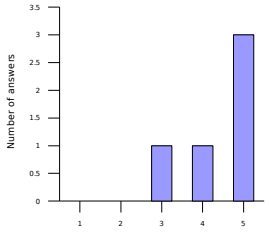

5 - Ask questions to the audience!
3-4 Sometimes too quick.

8. How well did the instructor answer questions from the audience?

Rating	Answers	Description
1	0	Poorly. Didn't try to understand the questions well or rarely managed to find useful answers.
2	0	
3	0	
4	1	
5	4	Answered very well to questions from the audience

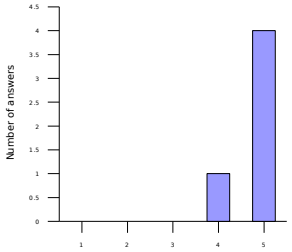

9. Was the instructor helpful with practical labs?

Rating	Answers	Description
1	0	No, not enough available and helpful during the labs.
2	0	
3	0	
4	2	
5	3	Yes. The instructor definitely helped to make labs a learning opportunity.

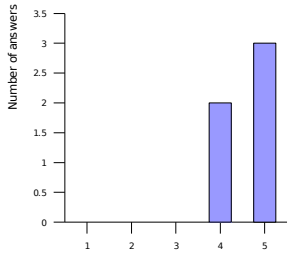

5 - Depends on the number of people for sure (availability...)

Training labs

10. How useful were the training labs?

Rating	Answers	Description
1	0	Not useful. Didn't add significant value to the lectures.
2	0	
3	1	
4	1	
5	3	Very useful. Helped to highlight things not understood and build useful experience.

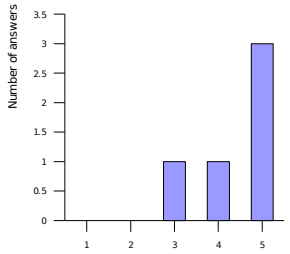

5 - I suggest more labs and less lectures... Or/and labs during lectures.
4 - Bit more training would be nice.

11. How difficult were the training labs?

Rating	Answers	Description
1	0	Too difficult. Didn't help or even discouraged a beginner to get more familiar with the tools and concepts.
2	0	A bit too difficult. Would be better if the lab instructions gave a bit more details about explanations.
3	4	Just fine. Prompted me to look for answers, get my own experience and find my own solutions.
4	1	Too easy for my own technical level.
5	0	Too easy for everyone. Should challenge participants more and help everyone to practice on real issues.

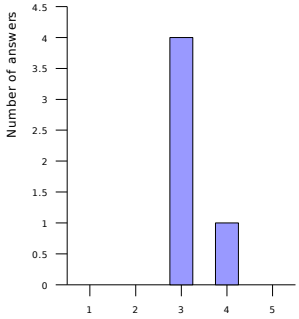

12. Was enough time dedicated to the practical labs?

Rating	Answers	Description
1	0	No. More practice is needed
2	3	A little bit more time would help.
3	2	Just fine
4	0	A little bit less time would be enough.
5	0	Don't need to spend so much time on labs. On-the-job practice is best

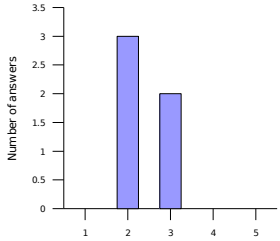

2 - See 10 *(more labs and less lectures)*

Training conditions

13. How do you rate training conditions (room size, equipment, environment...)?

Rating	Answers	Description
1	0	Poor.
2	1	
3	2	
4	1	
5	1	Very good.

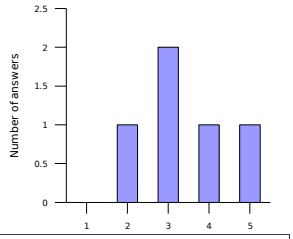

3 - Too hot. I did not know that dinners were part of the night package at the hotel.
2 - Too small, air conditioning poor.
3-4 (No comment)

14. How do you rate the training equipment (mainly computers)?

Rating	Answers	Description
1	0	Poor. Not powerful enough to execute practical labs.
2	0	
3	1	
4	1	
5	3	Very good. Very little time waiting, more time learning.

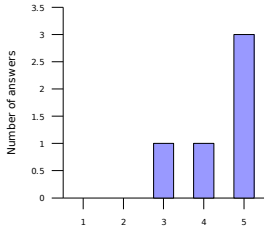

3-4 (No comment)

15. How well was the course organized (program, registration, meeting the schedule...)?

Rating	Answers	Description
1	0	Not well
2	0	
3	2	
4	1	
5	2	Very well

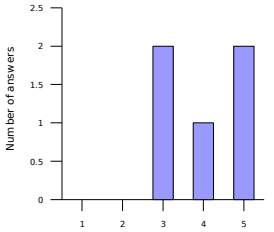

3 - Good but not enough time for that huge agenda.
3-4 (No comment)

Overall rating

16. How much did you learn?

Rating	Answers	Description
1	0	Definitely not much
2	0	
3	1	
4	2	
5	1	Definitely more than I expected.

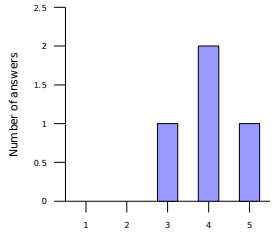

4 - What I expected.
5 - ... from scratch ... But I “Use the Source” :)

17. How useful will this course be in your daily job?

Rating	Answers	Description
1	0	Not useful.
2	0	
3	4	
4	0	
5	0	Very useful. Will make my job easier and more productive.

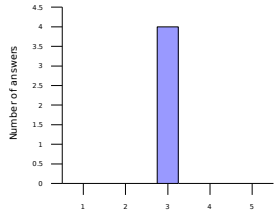

3 - Mainly (?) Unix command line used and filesystem use + C code aspects...

18. Would you recommend this course to others?

Rating	Answers	Description
1	0	No.
2	0	
3	0	
4	0	
5	4	Yes, definitely

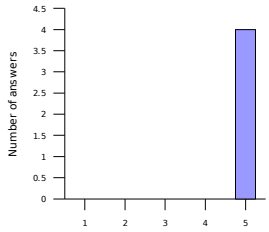

19. Overall rating

Rating	Answers	Description
1	0	Very disappointing
2	0	Disappointing
3	0	A little bit disappointing
4	0	OK
5	2	Pretty good
6	1	Very good
7	1	Excellent

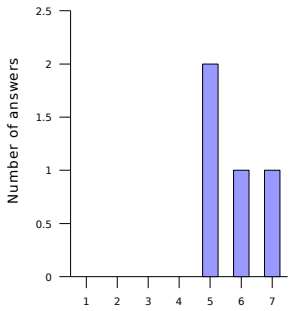

5 - Depends on your needs...

20. An extra session?

Rating	Answers	Description
1	1	No
2	0	
3	2	Why not?
4	0	
5	1	Yes, definitely

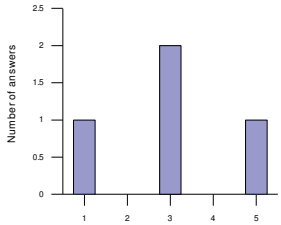

3 - Real Time programming (C)

Number of votes for topics in an extra session

Understanding the Linux kernel		Linux device driver development		Linux board support packages		Embedded system development		Miscellaneous needs	
Process management		USB device drivers		Processor specific code	1	Lightweight tools		Java	
Filesystem implementation		USB host drivers		Board specific code	1	Embedded system development tools		Real-time	
Memory management		PCI drivers		Board specific interrupt support code	1	Cross-compiling toolchains		Audio	
Scheduling implementation		Network drivers		DMA support	1	Debugging solutions		Video	
Bootstrap code		Block drivers		Bootloader development	1	Software development tools		uClinux	
		Flash drivers				Programming with graphical libraries		Voice over IP	
		I2S drivers				POSIX API			
		Input drivers				System optimization			
		Sound drivers				Root filesystem creation			
		Video drivers							

Free Electrons comments

Thanks to the (sometimes oral) suggestions from the audience, we will improve future training sessions...

- By interleaving more practical activities in our lectures.
- By asking more questions to the audience, to keep participants more active during lectures and give more life to lectures.
- By giving more real kernel code examples.
- By making the agendas more realistic.

Life after training

After this training session, do not hesitate to get back to us! Here are things we could do to support you in your embedded Linux projects:

- More training: we can organize custom training sessions or workshops on specific topics. Examples: USB device drivers, developing multimedia systems, uClinux, BSP development...
- If some people in your organization missed the session, and you don't have enough requests to organize another session, they can choose to go to our public training sessions. See http://free-electrons.com/training/sessions for details.
- Linux kernel porting. Adding Linux support to your boards, or supporting you in doing this.
- Having your board support code merged in mainstream sources (Linux, U-boot), so that your sources are maintained by the community. This also means for customers that your boards will be supported for a long time.
- System development and integration. Creating demos and prototypes.
- System optimization: improving system performance and features (power consumption, speed, size...)
- Investigating and fixing nasty bugs that you don't have time to cope with by yourselves.

See http://free-electrons.com/services for details.